

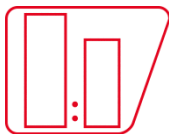
Technical Information

Wanda Basecoat SB Color MM

W1.04.04 APAC 3 Apr 2018



Wanda SB basecoat provides good coverage, metallic orientation and sprayability when used to duplicate OEM solid, metallic and pearl colour effects. Wanda Basecoat SB is easy to mix, easy to apply, faster flash off time which reduces dirt pick up, easy dinibbing and free from defects. Wanda Basecoat SB provides optimal colour match and shades can be directly mixed with Reducers / Thinners. Wanda Basecoat SB must be used in combination with a Wanda clearcoat in order to provide protection from the environment.



Mixing Ratio

100 parts of Wanda Basecoat
50 - 80 parts of Wanda 2K Thinners (any)



Use any mixing stick



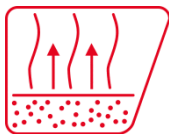
Equipment

Spray gun set-up: 1.2-1.5 mm
Application pressure: 2-3 bar at the air inlet*
*See user manual spray gun



Application

2-4 single coats



Flash-off

5-10 minutes



Protection

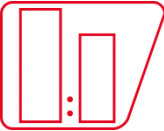
Use suitable respiratory protection. AkzoNobel Car Refinishes recommends the use of a fresh air supply respirator.

Read complete TDS for detailed product information

Technical Information

Wanda Basecoat SB Color MM W1.04.04 APAC 3 Apr 2018



Product and additives	Wanda SB Basecoat, Wanda 2K Thinner		
Basic Raw Materials	Polyester resin, organic and inorganic pigments, solvents and additives		
Suitable substrates	All Existing OEM finishes, with the exception of thermoplastic acrylic finishes. All Wanda primers.		
Surface preparation	Existing Finishes: Clean thoroughly with degreaser. Wet sand with P800-1000 or dry sand with P400-500 grit.		
	Mixing ratio	100 parts of Wanda Basecoat 80-100 parts of Wanda 2K Thinners (any)	
	Remarks:	Use respective Reduces / thinners as per below temperature conditions <ul style="list-style-type: none">Application temperature range: 15°C – 25°C or 60°F - 75°F, for spot and panel repairsApplication temperature range: 25°C – 35°C or 80°F - 95°F, for large areas and complete paint jobsApplication temperature range: above 35 °C or above 95°F, for extreme hot temperature	
Viscosity	14-17 seconds DIN cup #4 at 20°C		
Pot-life	24 hours at 20°C		
Spray gun set-up and application pressure	Gravity feed	1.2-1.5 mm	2-3 bar at the spray gun air inlet
Application	Solid colours:	Apply 2 single coats or until opacity is achieved. Allow for a 2-5 minutes flash-off time at 70°F (20°C) between coats until the basecoat dries completely to a matt finish Allow for a minimum of 15 minutes final flash-off time at 70°F (20°C) before clearcoat application.	
	Effect colours:	Apply 1 full wet coat allowing for a 2-5 minutes flash-off time at 70°F (20°C) until the basecoat dries completely to a matt /semi gloss finish. Next apply an intermediate coat until achieving opacity and allow again a 2-5 minutes flash-off time at 70°F (20°C) until the basecoat dries completely to a matt /semi gloss finish.	
		When needed, apply a drop coat (metallic orientation coat) by reducing the pressure to 1-1 ½ bar at the gun inlet and apply the drop coat with full trigger, increase the distance to approximately 30 cm. Allow for a minimum of 15 minutes final flash-off time at 70°F (20°C) before clearcoat application.	
	Spot repairs:	When making spot repairs use lower application pressure and apply thin coats until reaching opacity. Allow for a 2-5 minutes flash-off time at 70°F (20°C) between coats. Next, fade out, by extending beyond the edges, using similar application pressure. In case of metallic colours apply a drop coat (metallic orientation coat) when needed by increasing the spray gun distance. In the case of high hiding colours, the colour transparency can be increased by adding Wanda 2K Thinner to the mixed colour. Allow for a minimum of 15 -20 minutes final flash-off time at 70°F (20°C) before clearcoat application	

Technical Information

Wanda Basecoat SB Color MM

W1.04.04 APAC 3 Apr 2018



-
- ✚ Wanda SB toners does not require any separate convertor or Binder
 - ✚ Thinner / Reducer to be added depends on temperature to avoid overspray / under spray
-

Film thickness Approx. 10 µm per coat

Denibbing Allow Wanda Basecoat to dry sufficiently, at least 20 mins at 20°C. Then lightly dry sand the damaged area with P500 free-cut dry or P1000 grit wet sanding paper. Thoroughly remove sanding dust residues before continuing Wanda Basecoat application.

Drying time 15 mins at 20°C

Cleaning of equipment Use Wanda 2K Thinner (any) or Wanda NC thinner.

Theoretical coverage Ready for use mixture at 1 µm dry film thickness : 125 m² / litre
Note: The practical coverage depends on several factors, including shape of the construction, roughness of surface, method of application being used and conditions of application.

Shelf life 24 months in unopened cans and when stored at 5-40°C

Akzo Nobel Car Refinishes (Singapore) Pte Ltd
Address: 3 Changi Business Park Vista, #05-01 Akzo Nobel House, Singapore 486051
Tel: +65 6635 5262

FOR PROFESSIONAL USE ONLY

IMPORTANT NOTE The information in this data sheet is not intended to be exhaustive and is based on the present state of our knowledge and on current laws: any person using the product for any purpose other than that specifically recommended in the technical data sheet without first obtaining written confirmation from us as to the suitability of the product for the intended purpose

Technical Information

Wanda Basecoat SB Color MM

W1.04.04 APAC 3 Apr 2018



does so at his own risk. It is always the responsibility of the user to take all necessary steps to fulfill the demands set out in the local rules and legislation. Always read the Material Data Sheet and the Technical Data Sheet for this product if available. All advice we give or any statement made about the product by us (whether in this data sheet or otherwise) is correct to the best of our knowledge but we have no control over the quality or the condition of the substrate or the many factors affecting the use and application of the product. Therefore, unless we specifically agree in writing otherwise, we do not accept any liability whatsoever for the performance of the product or for any loss or damage arising out of the use of the product. All products supplied and technical advices given are subject to our standard terms and conditions of sale. You should request a copy of this document and review it carefully. The information contained in this data sheet is subject to modification from time to time in the light of experience and our policy of continuous development. It is the user's responsibility to verify that this data sheet is current prior to using the product.

Brand names mentioned in this data sheet are trademarks of or are licensed to Akzo Nobel.

Head Office

AkzoNobel Car Refinishes B.V., PO Box 3 2170 BA Sassenheim, The Netherlands. www.sikkenscr.com