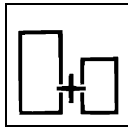
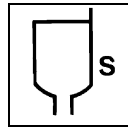




BSB BASE COAT



1000 ml +
400-1000 ml

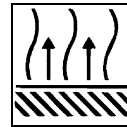


14-15" DIN4 at 20° C
or
20-22" DIN4 at 20° C



Ø 1,2-1,5 mm
Ø HVLP: 1,3 mm

N° of coats: 2-3



20-30 min. at 20° C

DESCRIPTION

HS matt basecoat for two-coat METALLIC, MICA/PEARL and SOLID COLOURS, to overcoat with MACROFAN clearcoat.

USE

Suitable for two-coat painting systems.

CHARACTERISTICS

- Easy application
- Uniform matt aspect
- Excellent opacity and coverage
- High gloss after clear application
- Excellent long-term aesthetic performance thanks to the high film resistance

SUBSTRATE PREPARATION

On old, not solvent sensitive coatings apply any primer fillers from the MACROFAN product range or GREEN-TI FILLER. Solvent sensitive coatings must be completely removed.

Allow the primer filler to dry through and sand as follows:

- **Wet sanding:** finish with P600-800 grit paper
- **Dry sanding:** finish with P400-500 grit paper

Before applying the BSB basecoat, degrease with 00695 SILICONE REMOVER SLOW.

APPLICATION

By spray.

Mixing ratio:

volume/weight

TRADITIONAL PROCESS

BSB BASECOAT (METALLIC or MICA) 1000 parts
00740 - 00741 - 00742 - 00755 THINNERS AUTOREFINISHING 800-1000 parts

BSB BASECOAT (SOLID) 1000 parts
00740 - 00741 - 00742 - 00755 THINNERS AUTOREFINISHING 600-800 parts

HS PROCESS

BSB BASECOAT (METALLIC or MICA) 1000 parts
00743 THINNER AUTOREFINISHING LOW V.O.C. 500 parts

BSB BASECOAT (SOLID) 1000 parts
00743 THINNER AUTOREFINISHING LOW V.O.C. 400-500 parts

N.B. In case of overcoating with MA380 MACROFAN AIRTECH UHS CLEARCOAT, it is necessary to activate the matt basecoat with **5% of 00362 HS HARDENER MEDIUM as well as and the blender 61082 in case of fade-out.**

Spray viscosity at 20 °C: 14"-15" DIN 4; HS CYCLE: 20-22" DIN4

Ø Air cap: 1.2-1.5 mm (for colours containing 61098 BSB MAGNUM SILVER use Ø 1.5 mm air cap);

HVLP: 1.3 mm

Air pressure: as recommended by gun producers

N° of coats: 2-3

Film thickness: 20 - 25 µ

Coverage (theoretic value): 1 l / 1 kg mixture = 4 – 4.5 m² by 20 µ

Flash-off time before applying the clearcoat: 20 - 30' up to 24 h

Complete paintings

Apply 1 light coat followed by 1 normal coat. Finish with a second normal coat. With METALLIC and MICA/PEARL colours apply a uniform coat slightly farther from the substrate. If, after this operation, some clouding is visible, reduce the pressure up to 1,2 bar and apply a uniform cross coat on all the substrate.

For **touch-ups** we suggest to proceed as follows:

After sanding the whole area to retouch with Scotch Brite Extra Fine apply putty and/or filler. Then reduce the air pressure up to 1,2 bar and widen to the exterior. Remove the overspray with a tack rag and apply the clear. To fade out the light silver colours and like colours, add to BSB colour ready for use 50% of 61082 BSB MIX BASE.

OVERCOAT WITH

MACROFAN CLEARCOATS (see relevant TDS)

MA380 MACROFAN AIRTECH UHS CLEARCOAT (only on BSB + 5% 00362)

NOTES

Fresh retouches

- If the clear surface has not been sanded enough, it is possible to recoat just after low baking or after 24 h air drying at 20°C.
- In case of bare patches apply thin filler coats (MACROFAN HS FILLER line). Allow to dry and sand as stated above. It is also possible to seal bare areas with 1 coat of clear normally hardened and thinned: wait 30-40' at 20°C and overcoat with BSB BASECOAT in thin coats. Then overcoat with MACROFAN CLEARCOATS.

NOTE: In case of drying temperatures below 60°C do not expose the substrate to particularly severe weather conditions in the first days after painting. Until the film has reached complete hardening avoid strong humidity condensations, like dew and frost and contacts with aggressive agents like smog, cleaning agents, salt on road.

IMPORTANT: The tinter 62000 BSB INTENSE WHITE must only be used according to the System formulations. Do not use at all in fancy colours or to replace 61001 BSB WHITE FOR COLOURS.

**TECHNICAL DATA SHEET N°0018-GB
UPDATED 04/2021**

All information contained in this data sheet is the result of carefully controlled tests and is correct to the best of Lechler's knowledge at the time of issue. Since conditions of use are beyond the control of the manufacturer, information contained herein is without warranty, implied or otherwise, and final determination of the suitability of any information or material for the use contemplated and the manner of use is the sole responsibility of the user. FOR PROFESSIONAL USE ONLY.